

English for children

- Starters -

Redactor: Diana Pișcărac

Contents

Ann, Nick & their friends	4
Unit 1 – Hello Ann, how are you?	5
Unit 2 – This is my family	11
Unit 3 – My blue shirt	17
Unit 4 – Lucy has three legs!	23
Unit 5 – Our new English teacher	29
Unit 6 – I'm going to school by bus	35
Unit 7 – Ann's birthday party	41
Unit 8 – Grandpa's farm	46
Unit 9 – I love pineapple ice cream	52
Unit 10 – Let's go swimming!	58
Key to exercises	64

Introduction



Hello, I'm Ann!



My name is Nick and I'm 8 years old!




I am Lucy, the funny monster.



My name is Benny and I am very clever.



I'm Pat, Nick's best friend!



This is Ann's family:
 grandmother and grandfather
 mother Mary and father Bill,
 brother Tony with sister Jill,
 and little cousin Sue!

Hello Ann, how are you?



- Nick:** Hello, Ann. How are you?
Ann: I am fine, thanks. Look, this is the alphabet!
Nick: There are a lot of letters... what is that?
Ann: That letter is B. What word starts with "B"?
Benny: Benny!!!
Ann: That's right, the name Benny starts with letter "B"!
Nick: Can you spell it, Ann?
Ann: B-E-N-N-Y.
Nick: Wow, you can spell very fast, Ann!

1 Look, read and say YES or NO:


Example: *Ann and Nick are friends.* – YES
The name "Benny" has four letters. – NO

- 1) Nick can spell the word very fast.
- 2) There are a lot of letters in the alphabet.
- 3) Benny is a mouse.
- 4) Pat writes the letter "C".
- 5) There are two children in the park.


.....
 YES




1 Say together, point and spell:




tree




alphabet



dog



ball



mouse

2 Write the correct letter:

PA__K


FR__END


SPE__L

TR__E

MOU__E

3 Look at the letters in the picture. Write the word:







4 Benny and Pat learn to spell. Who is right?



.....LETER.....

OR

.....LETTER.....

.....MOUSE.....

OR

.....MAUS.....

.....CHIDREN.....

OR

.....CHILDREN.....

.....FRIEND.....


OR

.....FREND.....

.....APLE.....

OR

.....APPLE.....



1 Look at the numbers. Say and point:



three



nine



five



one



six



seven



two



ten



four



eight

2 Put a tick (✓) for YES or a cross (X) for NO:



six



eight



seven



nine




one




five


3 Look at the pictures and write the number:



five apples

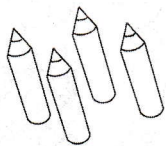


 boys



 balls

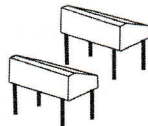
How many apples are there? There are five apples.




 pencils




 girls



 desks





1 Look at the picture. Point and say together:

- 1) There is a girl.
- 2) There is an apple.
- 3) There are three books.
- 4) They are Benny and Pat.
- 5) There is a doll.

2 Look again at the picture. Match the questions and answers:

- | | |
|---------------------------------|--------------------------------------|
| 1) Is there a cat in the room? | A) There are three books. |
| 2) How many books are there? | B) Yes, there is a doll in the room. |
| 3) What is the dog's name? | C) There are five pencils. |
| 4) How many pencils are there? | D) No, there isn't. |
| 5) Is there a doll in the room? | E) The dog's name is Pat. |

3 Read and choose a word from the box:

Hello, Ann. (1) _____ are you? I am (2) _____, thanks.

Is (3) _____ a doll in the room? Yes, there (4) _____. There is also an apple.

On the table, there are three books and (5) _____ pencils.

is	how
there	fine
	five

